

Video Splitter

USER MANUAL

VS-132

FCC INFORMATION

This equipment has been tested and found to comply with the limits for a Class A digital device, pursuant to Part 15 of the FCC Rules. These limits are designed to provide reasonable protection against harmful interference when the equipment is operated in a commercial environment. This equipment generates, uses and can radiate radio frequency energy and, if not installed and used in accordance with the instruction manual, may cause harmful interference to radio communications. Operation of this equipment in a residential area is likely to cause harmful interference in which case the user will be required to correct the interference at his own expense.

RoHS

This product is RoHS compliant.

SJ/T 11364-2006

The following contains information that relates to China.

部件名称	有毒有害物质或元素					
	铅	汞	镉	六价铬	多溴联苯	多溴二苯醚
电器部件	●	○	○	○	○	○
机构部件	○	○	○	○	○	○

○: 表示该有毒有害物质在该部件所有均质材料中的含量均在SJ/T 11363-2006规定的限量要求之下。

●: 表示符合欧盟的豁免条款, 但该有毒有害物质至少在该部件的某一均质材料中的含量超出SJ/T 11363-2006的限量要求。

×: 表示该有毒有害物质至少在该部件的某一均质材料中的含量超出SJ/T 11363-2006的限量要求。



VS-132 USER MANUAL

PACKAGE CONTENTS

The VS-132 Video Splitter package contains the following items:

- ◆ 1 VS-132 Video Splitter
- ◆ 1 AC 9V Power Adapter
- ◆ 1 User Manual*

Check to make sure that all the components are present and that nothing got damaged in shipping. If you encounter a problem, contact your dealer.

Read this manual thoroughly and follow the installation and operation procedures carefully to prevent any damage to the unit, and/or any of the devices connected to it.

* Features may have been added to the VS-132 since this manual was printed. Please visit our website to download the most up-to-date version of the manual.

Copyright © 1999–2008 ATEN® International Co., Ltd.
Manual Part No. PAPE-1153-200G
Manual Date: 2008-11-27

ATEN and the ATEN logo are trademarks of ATEN International Co., Ltd. All rights reserved. All other trademarks are the property of their respective owners.

OVERVIEW

The VS-132 Video Splitter is a boosting device to duplicate the video signal from one source to two outputs, and is ideal for any monitor using analog signals. The VS-132 also extends the transmission distance up to 65 m (210 feet) making it excellent for public broadcast systems.

To transmit multiple, high quality, VGA, SVGA or Multisync video signals over long distances without hassle, the VS-132 is your best choice.

Other useful applications for the VS-132 Video Splitter include:

- ◆ Financial – the remote display of stock market information
- ◆ Education – the remote display of lectures and lessons to lecture halls and classrooms
- ◆ Business – the remote display of addresses to overflow rooms; video conferencing; and demos

FEATURES

- ◆ One video input to two video outputs
- ◆ Cascadable to three levels – provides up to 8 video signals
- ◆ Supports up to 350 MHz bandwidth
- ◆ Long Distance Transmission – up to 65 m (210 ft)
- ◆ High video quality – 1920 x 1440
- ◆ DDC, DDC2, DDC2B Compatible (Port 1 only*)
- ◆ Supports XGA, VGA, SVGA, and multisync monitors

Note: If you connect a DDC type monitor to Video Out 1, all other monitors must be able to support the highest video resolution that the DDC monitor can provide.

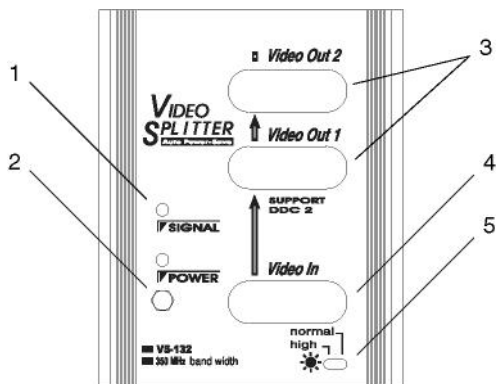
HARDWARE REQUIREMENTS

- ◆ One or more XGA, SVGA, VGA, and/or multisync compatible analog monitor(s) with standard PC high density cables having 15 pin D type male connectors.
- ◆ Computer with one XGA, SVGA, VGA, and/or multisync analog video port with a standard PC 15 pin D type female connector.

Note: 1. This product is not suitable for CGA, EGA, or Monochrome monitors that use a digital video signal.

2. UL-2919 rated cable is recommended for the best video quality.

FRONT VIEW



No.	Component	Description
1	Signal LED	Lights when video data is being transferred.
2	Power LED	Lights to indicate the unit is connected to a power source and is receiving power.
3	Video Out Ports	Your monitors (or cascaded video splitters) plug in here.
4	Video In Port	The cable that links the VS-132 to the computer's video port plugs in here.
5	Gain Switch	To boost the video signal when the computer is located at some distance from the unit, slide the switch to the <i>High</i> position.

INSTALLATION

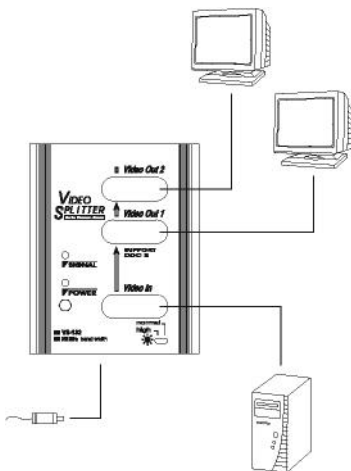
STANDALONE INSTALLATION

Setting up the Video Splitter is simply a matter of plugging in the cables. Refer to the diagram as you follow the step-by-step directions below:

1. Make sure that the computer and monitors you are using for the installation are all powered Off.
2. Plug the female end of a male to female VGA cable into the Video Splitter's Video In port; plug the male end of the cable into the computer's video output port.

Note: The VGA cable does not come with the package. It must be purchased separately: (Part No. 2L-2401).

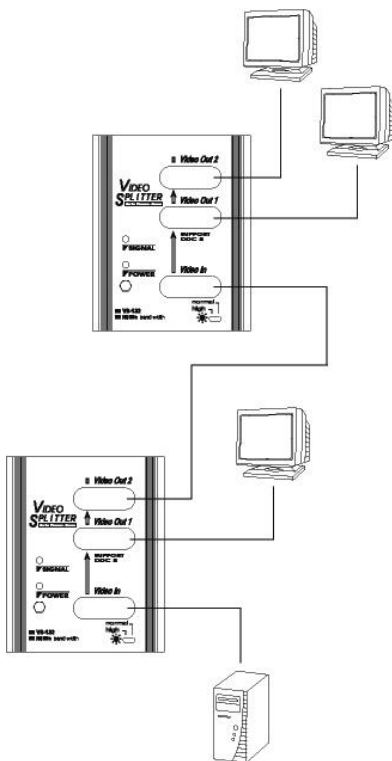
3. Plug the monitor cables into any available Video Out port.
4. Plug the power adapter (supplied with this package) into an AC source; plug the adapter's power cable into the Video Splitter's AC 9V Power Jack.
5. Power On all equipment.



CASCADING

To provide video display for more monitors, additional VS-132s can be cascaded. Use a high density HDB-15 male/female video extender cable (Part No. 2L-2401), to connect any available *Video Out* port on the higher level Video Splitter to the *Video In* port of the lower level Video Splitter.

You can cascade as many Video Splitters as there are ports available. Theoretically, there is no limit to the number of splitters that can be cascaded, but the quality will deteriorate as you get further and further away from the video signal.



SPECIFICATIONS

Function		VS-132
Display Connections		2
Connectors	Video In	1 x HDB-15 Male
	Video Out	2 x HDB-15 Female
	Power	1 x DC Jack
LEDs		1 x Signal Indicator 1 Power Indicator
Video		1920 x 1440 @80 Hz
Cable Distance		Up to 65 m (210 ft.)
Power Consumption		AC 9V, 120mA (max.)
Environment	Operating Temp.	0–50°C
	Storage Temp.	-20–60°C
	Humidity	0–80% RH, Non-condensing
Physical Properties	Housing	Metal
	Weight	0.19 kg
	Dimensions (L x W x H)	10.40 x 9.80 x 2.40 cm

LIMITED WARRANTY

IN NO EVENT SHALL THE DIRECT VENDOR'S LIABILITY EXCEED THE PRICE PAID FOR THE PRODUCT FROM THE DIRECT, INDIRECT, SPECIAL, INCIDENTAL OR CONSEQUENTIAL DAMAGES RESULTING FROM THE USE OF THE PRODUCT, DISK OR ITS DOCUMENTATION.

The direct vendor makes no warranty or representation, expressed, implied, or statutory with respect to the contents or use of this documentation, and specially disclaims its quality, performance, merchantability, or fitness for any particular purpose.

The direct vendor also reserves the right to revise or update the device or documentation without obligation to notify any individual or entity of such revisions, or update. For further inquires please contact your direct vendor.